



**BASIN ELECTRIC
POWER COOPERATIVE**

A Touchstone Energy® Cooperative 

MN Fixing Members

September 17, 2020

Member Manager Conference

GRE announced closing of Coal Creek Station

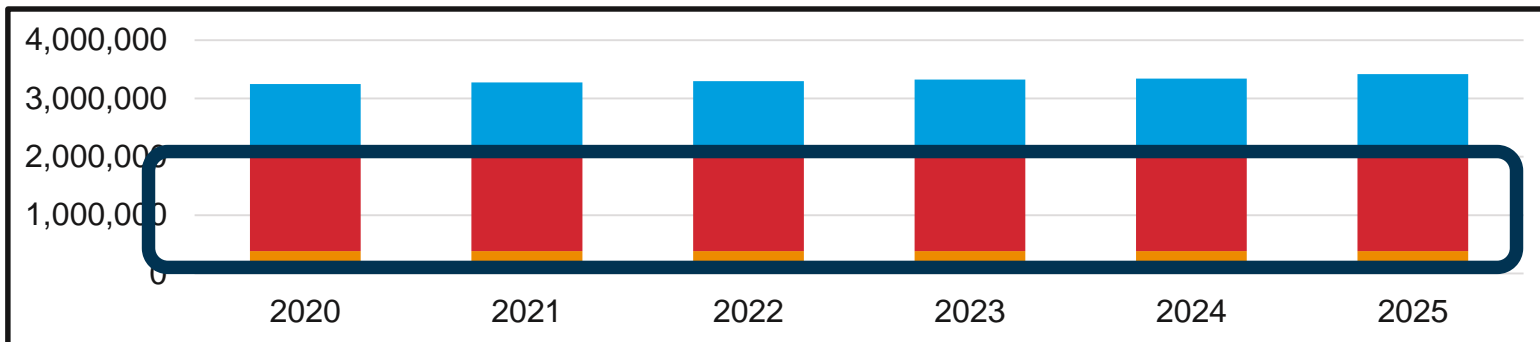


- 2 unit, lignite fueled coal generating station
- Largest power plant in ND - 1150 MW
 - Unit 1 in service 1979
 - Unit 2 in service 1980
- Underwood, ND
- Shutdown during 2nd half of 2022

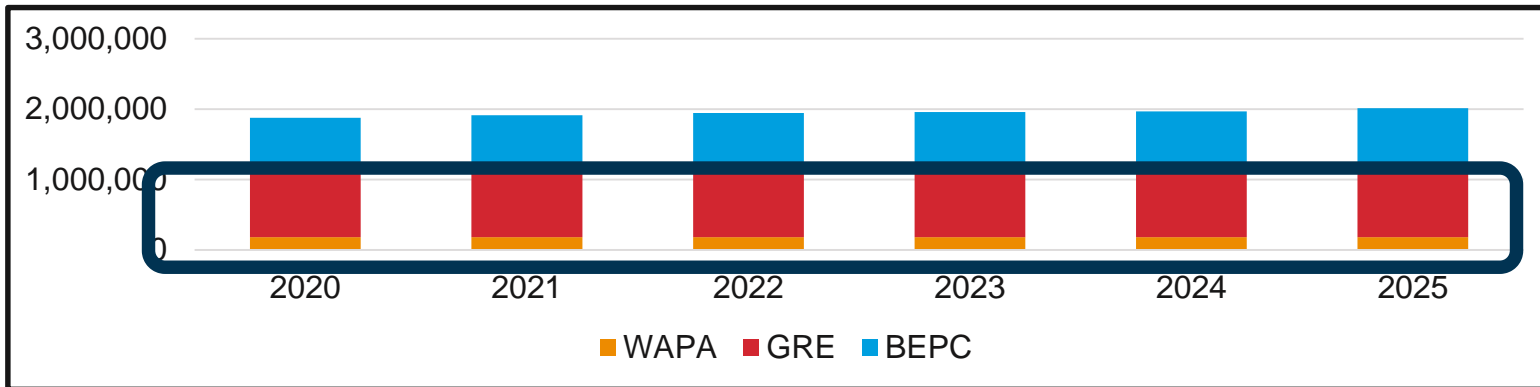
Current Supply to MN6

Annual Supply by Power Supplier

Demand
(kW-mo)



Energy
(MWh)



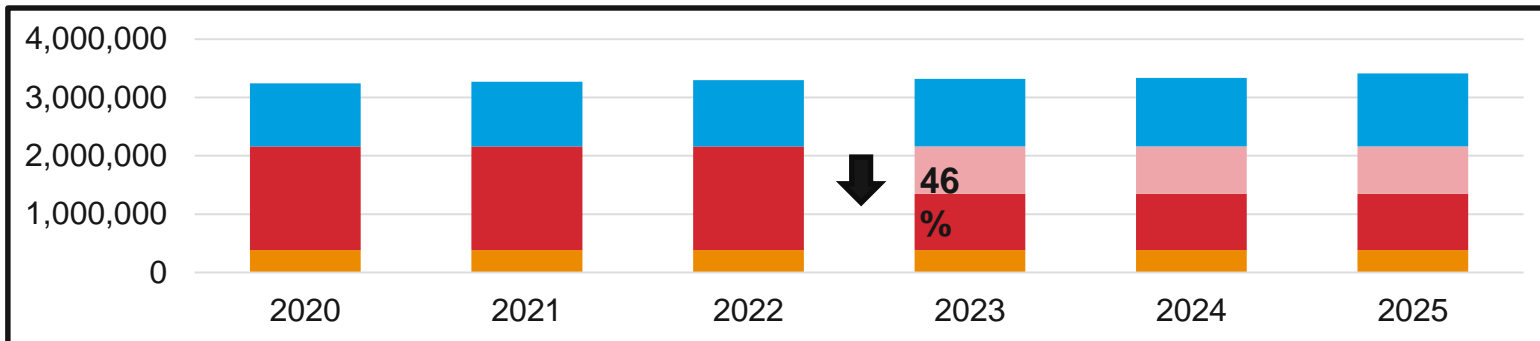
■ WAPA ■ GRE ■ BEPC

What happens to GRE component with a Coal Creek retirement?

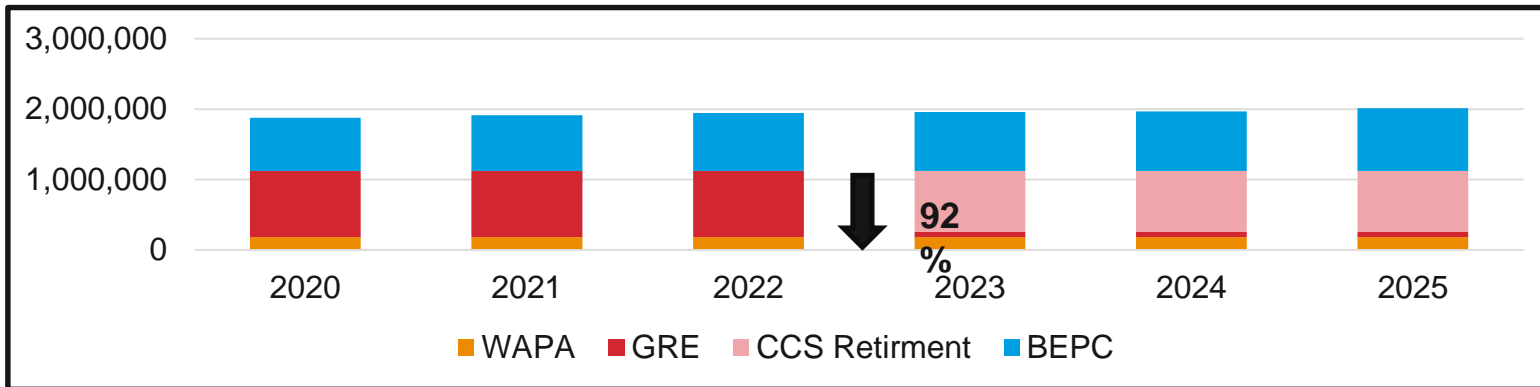
Current Supply to MN6

Annual Supply by Power Supplier

Demand
(kW-mo)



Energy
(MWh)



What happens to GRE component with a Coal Creek retirement?

Fixing Member - Summer Peak Demand

CCS Retirement Comes to BEPC

Full GRE Supply Comes to BEPC

MW

180

160

140

120

100

80

60

40

20

0

Up to 71 MW

Up to 155 MW

Federated Crow Wing Agralite Redwood South Central Meeker

Next Steps

Continue Discussion

Written Proposal to Members

- By late September

October Board Action

- Fixing Member notification to GRE

Questions?

